


# Speedy Smart Stitching Done Safely. **Customized image combination.**

## **IMAGE TAILOR™ STITCHING CABINET**

Imaging the full spine or hips to ankles can be a challenge. There are several issues that one must consider: process of care, patient safety, efficiencies, clinical outcomes and, of course, cost. Using multiple image receptors or one single long-format detector increases cost dramatically. The Image Tailor stitching cabinet allows for quick and easy manual stitching with a single DR panel allowing the healthcare providers' facility to leverage the full value from a small format detector. The detector can be quickly moved into position to create a stitched image from 34in. to 49in. The factory configured detector positions for each exposure are engineered to work flawlessly with your DR panel and stitching software requirements. The easy to use detent system offers the user the familiar touch and feel of traditional capital equipment. The Image Tailor can be affixed to a Floor Mounted Column, a Mobile or Wall Mounted Trans-Former or a Mobile Positioning Partner.

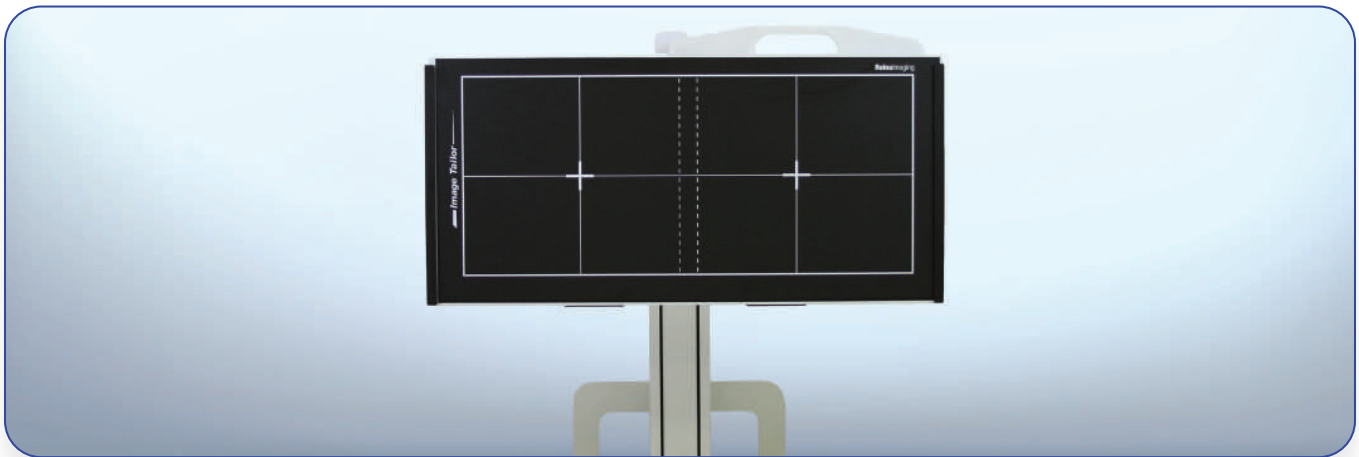




Upright position full spine and hips to ankle images.



Easy release locks for use in portrait, landscape and under table exams.



Landscape position for cross table images.

## Product Advantages

- Designed for precise fitment of your 14x17in. or 17x17in. image receptor
- Built in detents speed workflow and reduce patient hold times
- Factory configured overlap area
- Available embedded markers for every OEM panel and stitching software requirement
- Greatly improves total cost of ownership for single detector rooms
- Removable custom detector holder available with or without a grid allows the DR panel to be shared for portable imaging and free exposures
- Simple push-button mechanism engages the zerogravity lift assist mechanism
- Available in two or three position configurations from 14x34in to 17x50in
- Can be mounted to the Positioning Partner™, TransFormer and the Floor Mounted Column
- Available with sliding Easy Reader ruler



**Reina Imaging** CE

Safer • Protective • Preferred Radiology Accessories



[www.reinaimaging.com](http://www.reinaimaging.com)



[customer\\_service@reinaimaging.com](mailto:customer_service@reinaimaging.com)

## Mobile and Wall Mounted DR Trans-Former Grid Cabinets

A simple, affordable fully mechanical holder that is perfect for upright exams such as CXR, full spine and hips to ankles.

## Mobile Positioning Partners

A positioning device that can hold a variety of panel sizes and can be positioning upright, cross table and flat for supine/under table exams. It's compact and well balanced making it ideal for use in surgery.

## Floor Mounted Column


The Floor Mounted Column features dual-side hand locks with zero-gravity counter balancing. This is an ideal solution for dedicated in-room upright exams in both portrait and landscape orientations and can be configured for left or right-hand loading.



Mobile Trans-Former LLFS Cabinet



Floor Mounted Column



Mobile Positioning Partner



**Reina Imaging** CE

Safer • Protective • Preferred Radiology Accessories



[www.reinaimaging.com](http://www.reinaimaging.com)



[customer\\_service@reinaimaging.com](mailto:customer_service@reinaimaging.com)