





**Tabletop DR Panel Holder – Unpacking and Assembly Instructions**  
**CAT# TTDR**

<p><b>1)</b></p>	<p>Take items out of shipping carton</p>	
<p><b>2)</b></p>	<p>Remove wrapping. Parts will appear as seen in pictures</p>	
<p><b>3)</b></p>	<p>Remove the 3 mounting screws from the pole mount as shown</p>	

4)	<p>Align the holes in the pole mount to those in the blue or white base and hand fasten the screws until tight. <i>Screw specification is 18-8 stainless steel Phillips flat head screw, passivated, 10-32 thread size, 3/8" long screw.</i></p>	
5)	<p>Flip the assembly over, it is ready to use</p>	