


IMAGE TAILOR™ STITCHING CABINET

Customized image combination

Product Advantages

- Designed for precise fitment of your 14 x 17 in. or 17 x 17 in. image receptor
- Both two and three position configurations feature an image receptor tray and built in detents to speed workflow and reduce patient hold times
- Factory configured overlap area and available embedded markers for every OEM panel and stitching software requirement
- Greatly improves total cost of ownership for single detector rooms
- Removable custom detector holder available with or without a grid allows the DR panel to be shared for portable imaging and free exposures without ever removing it from the holder
- Simple push-button mechanism engages the zero-gravity lift assist mechanism in the vertical position and disengages for the landscape and under-table positions
- Available in two or three position configurations from 14 x 34 in to 17 x 50 in
- Can be mounted to the Mobile Positioning Partner™, Wall or Mobile Trans-Former and the Floor Mounted Column
- Available with Reina Imaging's sliding Easy Reader™ radiographic ruler



Reina Imaging




CASSETTE REPAIR


Reimagine Radiography

www.reinaimaging.com


Imaging the full spine or hips to ankles can be a challenge. There are several issues that one must consider: process of care, patient safety, efficiencies, clinical outcomes and, of course, cost. Using multiple image receptors or one single long-format detector increases cost dramatically. The **Image Tailor** stitching cabinet allows for quick and easy manual stitching with a single DR panel allowing the healthcare providers facility to leverage the full value from a small format detector. The detector can be quickly moved into position to create a long-length image from 34in. to 49in. The factory-configured detector positions for each exposure are engineered to work flawlessly with your DR panel and stitching software requirements. The easy to use detent system offers the user the familiar touch and feel of traditional capital equipment. The Image Tailor can be affixed to a Floor Mounted Column, a Mobile or Wall Mounted Trans-Former of a Mobile Positioning Partner.



Upright position full spine and hips to ankle images.



Easy release locks for use in portrait, landscape and under table exams.



Landscape position for cross table images.

Mobile and Wall Mounted DR Trans-Former Grid Cabinets

Available in multiple configurations, the Mobile or Wall Mounted Trans-Former DR Panel Grid Cabinet is a simple yet reliable product line which allows for a single detector to accomplish full spine or hips to ankles images.

Mobile Positioning Partners

The Mobile DR Panel Positioning Partner is a multi-functional positioning device that allows spine exams to be performed in the most difficult imaging environments. Its compact footprint makes it simple to drape and keep sterile when used in surgery and easy to store when not in use.

Floor Mounted Column


The Floor Mounted Column features dual-side hand locks with easy to use zero-gravity counter balancing. This is an ideal solution for dedicated in-room work for upright exams in both portrait and landscape orientations and can be configured for left or right-hand loading.



Mobile Trans-Former LLFS Cabinet



Floor Mounted Column



Mobile Positioning Partner